

**#4** IN NIH FUNDING AMONG PUBLIC UNIVERSITIES  
(\$13.3 Million)



**133**  
FACULTY



**500+**  
LEARNERS

**365** Dental students  
**148** Residents & interns

**#8** IN GPA, DAT SCORES AND ACCEPTANCE RATES  
AMONG 65 U.S. DENTAL SCHOOLS

**12**

DEGREE & CERTIFICATE  
PROGRAMS

**2,600**

APPLICANTS FOR 140 DMD, RESIDENT  
AND FELLOW POSITIONS ANNUALLY

PATIENTS  
FROM ALL  
**67**  
COUNTIES

WILDLIGHT  
(JANUARY 2020)

GAINESVILLE

SEMINOLE


NAPLES

HIALEAH

PLUS AFFILIATED CENTERS  
THROUGHOUT FLORIDA

## UF College of Dentistry

Excellence in oral  
health education,  
research and  
patient care since  
1972.



The UF College of Dentistry is the only publicly funded dental school in Florida and a national leader in dental education, research and clinical care.

About 90 new dentists and 56 dental specialists graduate each year, with most choosing to practice in Florida. The college is one of three in the U.S. with residency training in every dental specialty recognized by the American Dental Association.

UFCD offers specialized programs in dental public health, endodontics, oral and maxillofacial pathology, oral and maxillofacial radiology, oral and maxillofacial surgery, orthodontics, pediatric dentistry, periodontics and prosthodontics.

Through the UF Statewide Network for Community Oral Health, which includes college-owned clinics and partnership clinics throughout the state, the college treats patients from all 67 Florida counties.

### UF Health Dentistry Centers

**Gainesville**  
1395 Center Drive, Gainesville, FL 32610

#### Faculty Practices

General Dentistry	352-273-7954
Endodontics, Orthodontics, Periodontics and Facial Pain	352-273-7960
Oral Medicine Center	352-273-6741
Center for Implant Dentistry	352-273-6715

<b>DMD Student General Dentistry</b>	352-273-9097
--------------------------------------	--------------

#### Residency Specialty Care

Endodontics	352-273-5430
Operative Dentistry & Esthetics	352-273-7957
Oral & Maxillofacial Surgery	352-273-6731
Orthodontics	352-273-5651
Pediatrics	352-273-7643
Prosthodontics	352-273-6910
Periodontics	352-273-7846

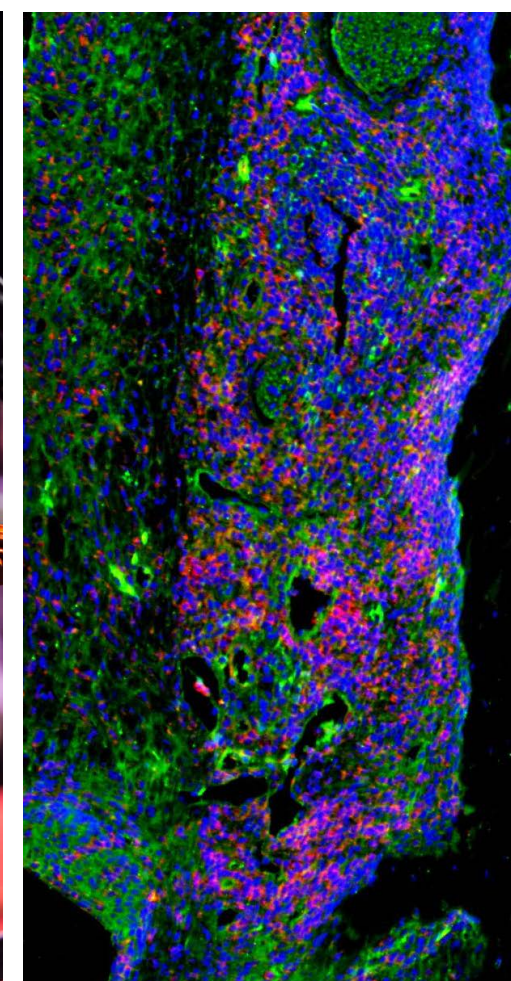
<b>UF Health Hialeah Dental Center</b> 750 E 25th Street, Hialeah, FL 33013	305-694-5400
--	--------------

<b>NCEF Pediatric Dental Center - Naples</b> 7505 Grand Lely Drive, Naples, FL 34113	239-920-4523
---	--------------

<b>UF Health St. Petersburg Dental Center</b> 9200 113th Street N, Seminole, FL 33772	727-394-6064
--	--------------

2017-18  
Annual Report

University of Florida  
College of Dentistry





Highlights

Ranked #4 in Research Funding

The UF College of Dentistry research enterprise is ranked fourth nationally among all U.S. public dental schools in NIH funding (according to the Blue Ridge Institute for Medical Research).

Philanthropy

The UF Go Greater Capital Campaign publicly launched in 2017 and UFCD's share of the total fundraising goal is \$28 million. With more than three years left, the college is already past the halfway point of our goal with \$16 million in total commitments. UFCD continues to have one of the highest levels of participation in alumni giving compared to other UF colleges, and is currently ranked 4th among all colleges.

UFCD 2019-2024 Strategic Plan

The launch of our new strategic plan began this year following a creative process that included participation from internal and external constituents including current faculty, staff, students and residents, retired faculty, alumni, industry representatives and leaders at UF Health and UF. The plan serves as a roadmap through 2024 to allow thoughtful allocation of resources and energy in directions that best serve the college as a whole.

DMD Program

While applicants to U.S. dental schools, overall, declined nationally during the 2017-2018 application cycle our DMD program applications increased by five percent. More than 1,600 applications were received for 93 available positions. DMD applicants to our school continue to have impressive academic credentials as well as significant research and volunteer experiences. The 2018 entering class Dental Aptitude Test averages are: Academic 22; Perceptual Ability 21; and Total Science 22.

Commitment to Diversity

UFCD received the Higher Education Excellence in Diversity Award for a third consecutive year – a recognition for sustained efforts to foster an inclusive environment and commitment to diversity.

Faculty & Staff Diversity

Since July 1, 2017, 52 percent of faculty hires and 83 percent of staff hires were women. Underrepresentation of black faculty is a serious concern and multiple strategies are needed to improve our track record. These include engaging underserved groups/societies to help identify potential candidates and/or inviting underrepresented minority prospects to guest lecture/visit. We continue advertising in journals such as Hispanic Dental Association, Insight into Diversity, and through the National Dental Association. As we begin to grow a larger cohort of diverse alumni, we seek to engage them in relevant college-wide committees and interest in serving as courtesy/adjunct faculty.

Student Diversity

Since 2013, underrepresented minority, or URM, students have comprised, on average, almost 30 percent of all students, the majority coming from Hispanic backgrounds.

Advanced Education Program

UFCD is one of only three U.S. dental schools with residency training in every dental specialty recognized by the American Dental Association. Our programs continue to attract outstanding applicants and most of the programs' graduates earn a 100 percent pass rate on board exams. The American Board of Pediatric Dentists, or ABPD, is the only one that bestows awards for those with high scores on their exam.

This is the third consecutive year that two residents from the UF pediatric dental residency program earned a Pugh Award—one from the Gainesville cohort and one from Naples. The award honors the top three percent of the scores in the ABPD Qualifying Examination across the U.S.

Interdisciplinary Education

UFCD's focus on interdisciplinary education has heightened over the past four decades with the increased recognition that collaboration between health care providers leads to better patient outcomes.

Faculty Hiring

During the past year, 18 new faculty members joined the college. Of those, two are in community dentistry and behavioral science; one is in endodontics; nine are in restorative dental sciences; two are in periodontology; one is in oral and maxillofacial diagnostic sciences; one is in oral and maxillofacial surgery; and two are in pediatric dentistry. An additional nine new faculty are expected to begin before the end of 2019 with searches in progress.

UFCD DMD Students  
According to Race & Ethnicity

Entering Class Year	2018	2017	2016	2015	2014	Total
Native American	0	0	0	0	0	0
Asian American	14	21	24	19	23	101
African-American/Black	3	4	2	6	2	17
Hispanic	22	17	27	24	18	108
White	48	45	39	34	46	212
Other	6	6	1	10	4	27
Total Entering Class	93	93	93	93	93	465
Total	Under-represented Minorities =135/465; 29%					

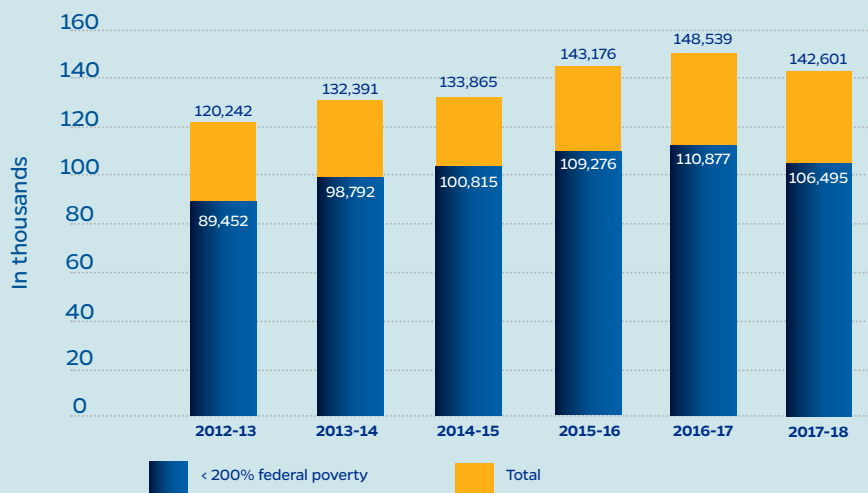


Revenues by Source \$73.9 Million

State General Revenue (includes tuition & fees)	\$23,335,246	32%
Clinical Collections	\$20,089,708	27%
Misc. Income (includes GME & clinical service contracts)	\$7,457,594	10%
Grants	\$13,290,700	18%
Research Foundation	(\$611)	<1%
Trust (other revenues, auxiliaries including CDE)	\$7,588,409	10%
Florida Foundation	\$2,221,676	3%
Other restricted revenue	(\$65,280)	<1%
Strategic funds revenue	\$10,728	<1%
Total revenues	\$73,928,169	



Patient Visits  
to College-owned Clinics



Research Funding  
\$14.9 Million

