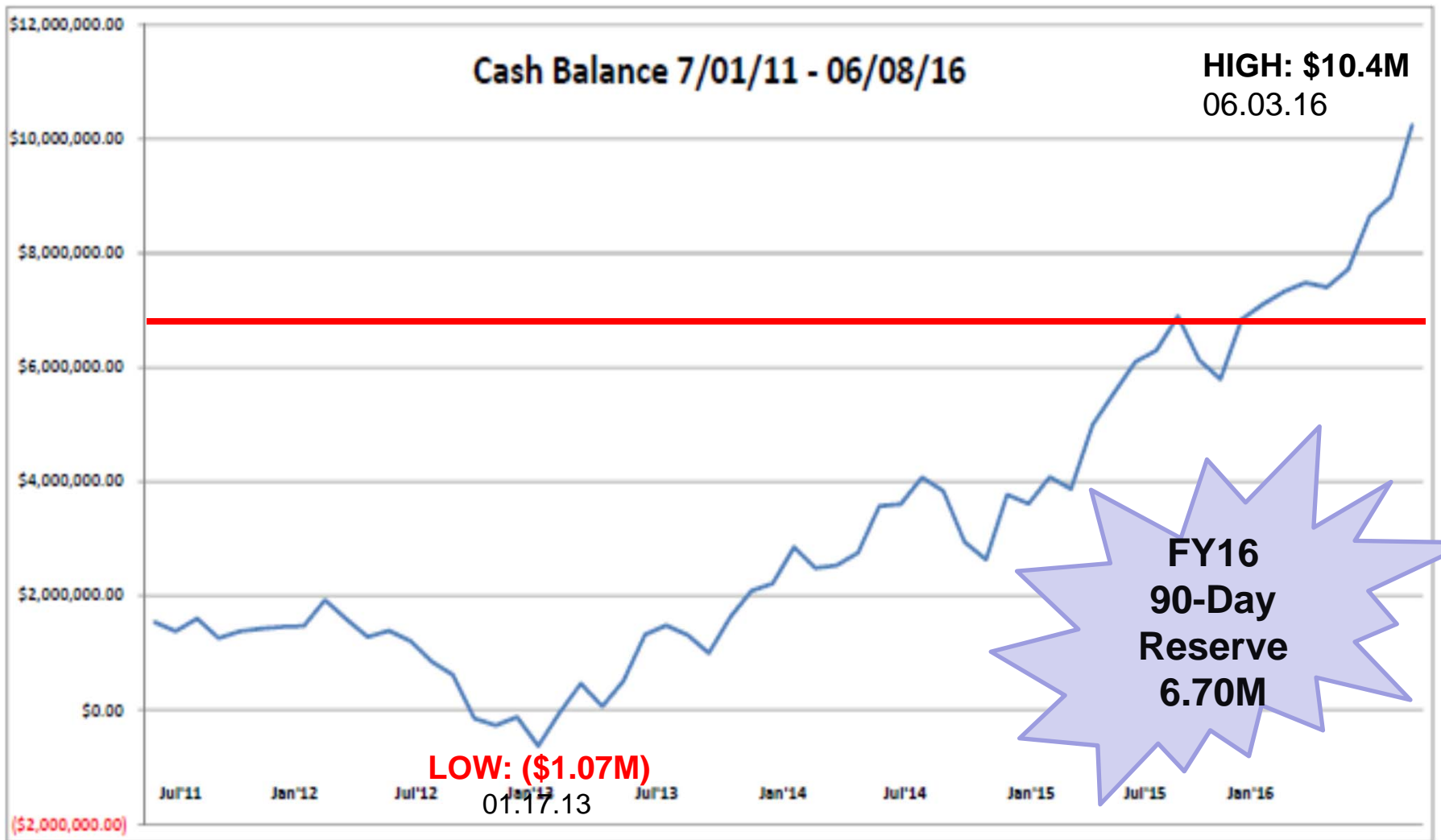


The University of Florida College of Dentistry

Financial Update

Faculty Associates, Inc
Board of Directors Meeting
June 14, 2016



Clinical cash balance as of 06.13.16: \$9,986,205

April FY16 Summary Statement of Revenues and Expenditures

Revenues	Current FY Actual	Prior Year Actual	Difference	Percent Variance
Clinical Revenue	\$16,125,572	\$15,730,059	\$395,512	2.5%
Ancillary Revenue	\$168,409	\$203,103	(\$34,694)	(17.1%)
Contract and GME Revenue	\$5,208,421	\$4,873,747	\$334,673	6.9%
Radiology Internal Revenue	\$137,387	\$96,852	\$40,535	41.9%
<u>Interest Income</u>	<u>\$2,988</u>	<u>\$2,603</u>	<u>\$385</u>	<u>14.8%</u>
Total Revenues	\$21,642,777	\$20,906,365	\$736,413	3.5%

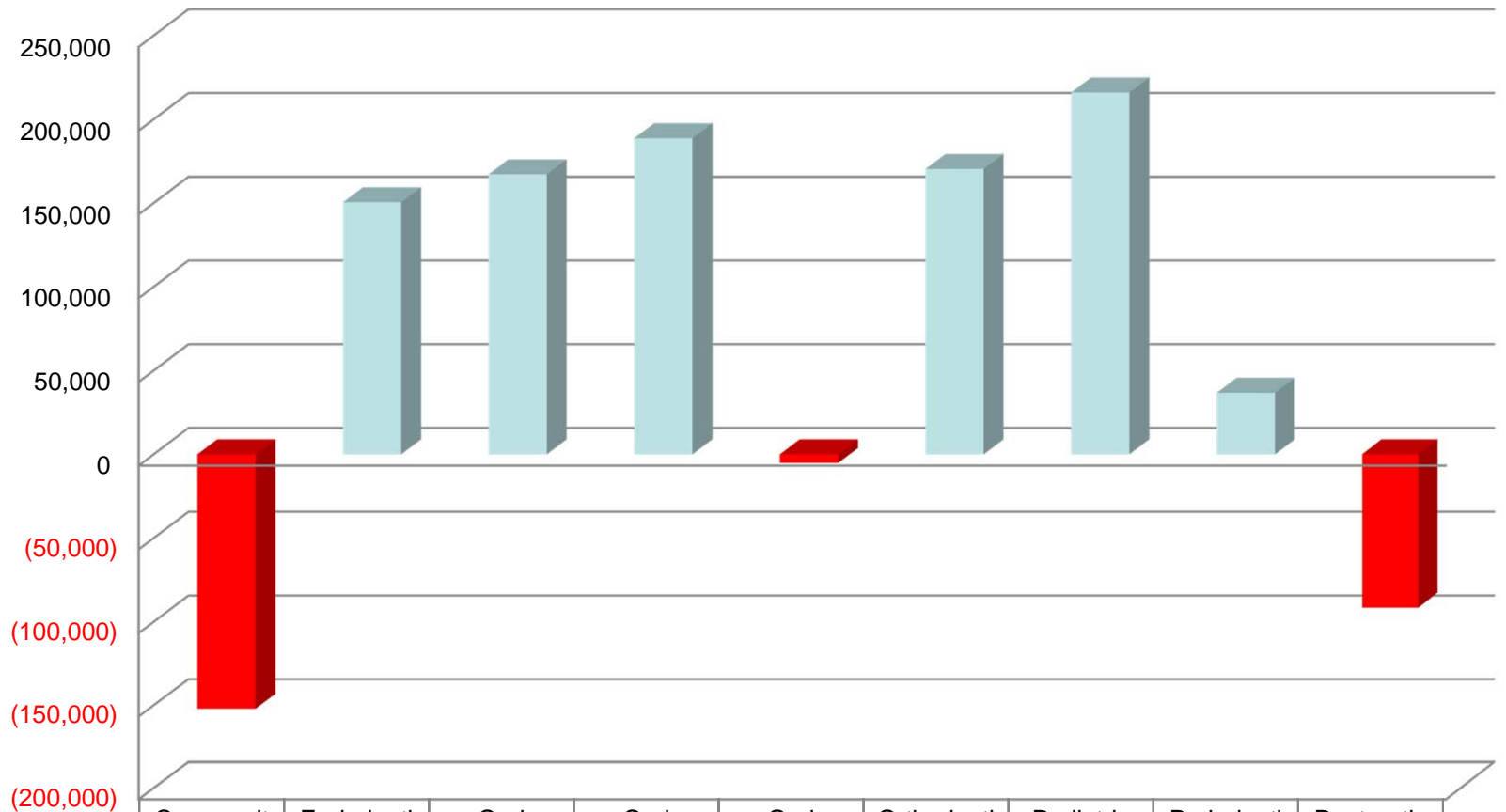
April FY16 Summary Statement of Revenues and Expenditures

Expenditures	Current FY Actual	Prior Year Actual	Difference	Percent Variance
Personnel Expenses	\$12,239,251	\$11,698,795	\$540,457	4.6%
Other Operating Expenses	\$6,080,521	\$5,686,102	\$394,420	6.9%
<u>Administrative Overhead</u>	<u>\$719,785</u>	<u>\$799,563</u>	<u>(\$79,779)</u>	<u>(10.0%)</u>
Total Expenses	\$19,039,558	\$18,184,460	\$855,098	4.7%

April FY16 Summary Statement of Revenues and Expenditures

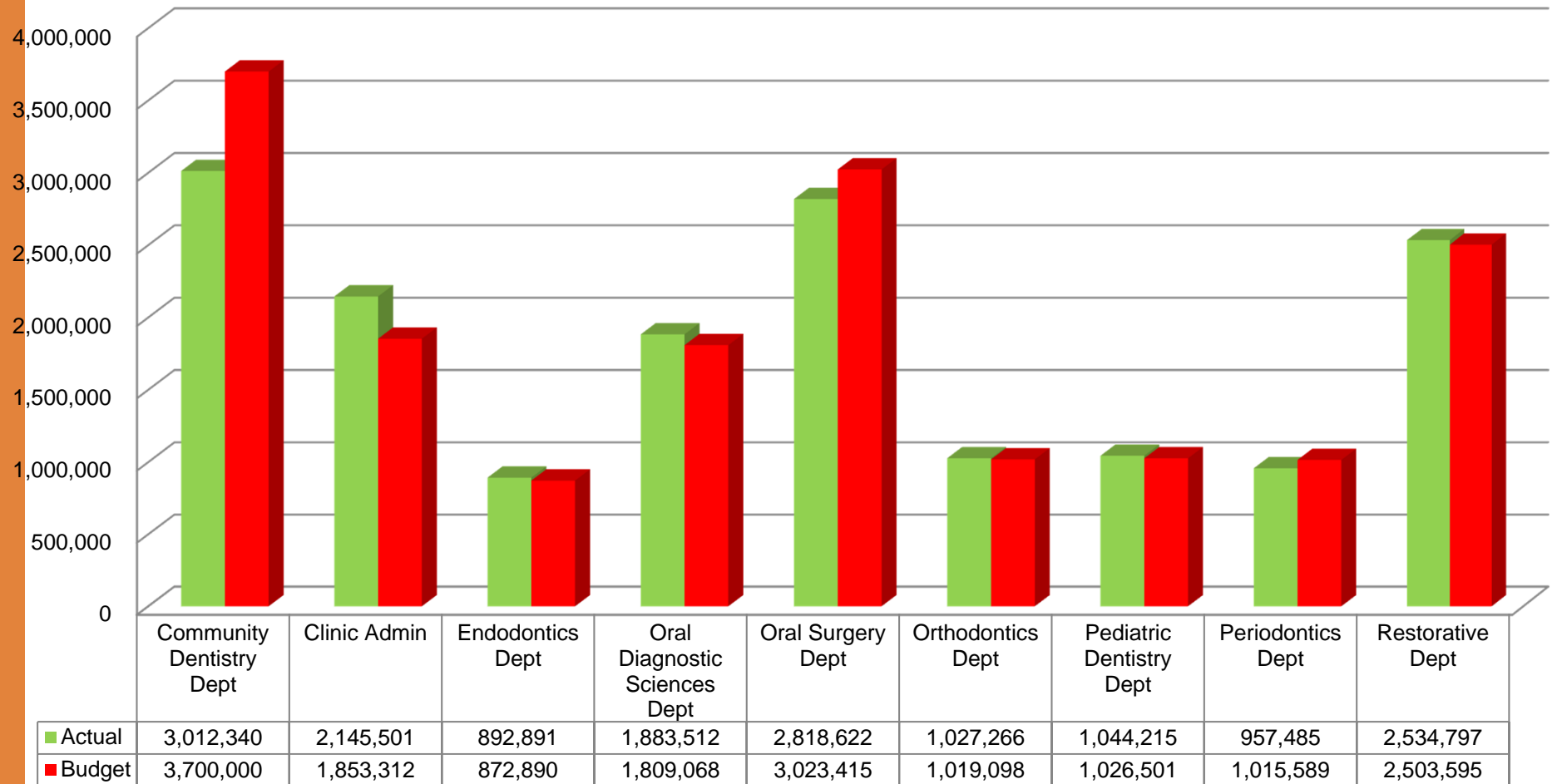
	Current FY Actual	Prior Year Actual	Difference	Percent Variance
Change in Net Assets	\$2,603,220	\$2,721,905	(\$118,685)	(4.4%)

Changes in Net Position July 1, 2015 - April 30, 2016



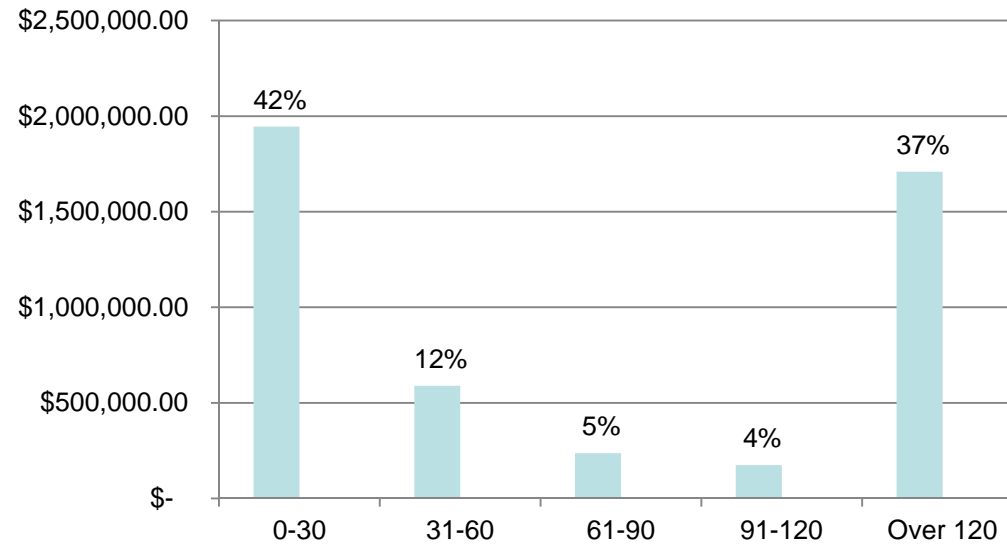
	Community Dentistry Dept	Endodontics Dept	Oral Diagnostic Sciences Dept	Oral Surgery Dept	Oral Biology Dept	Orthodontics Dept	Pediatric Dentistry Dept	Periodontics Dept	Restorative Dept
Changes in Net Position	(152,062)	150,495	167,215	188,753	(5,191)	170,369	216,024	36,768	(91,566)

Clinical Revenue Budget to Actual As of April 30, 2016



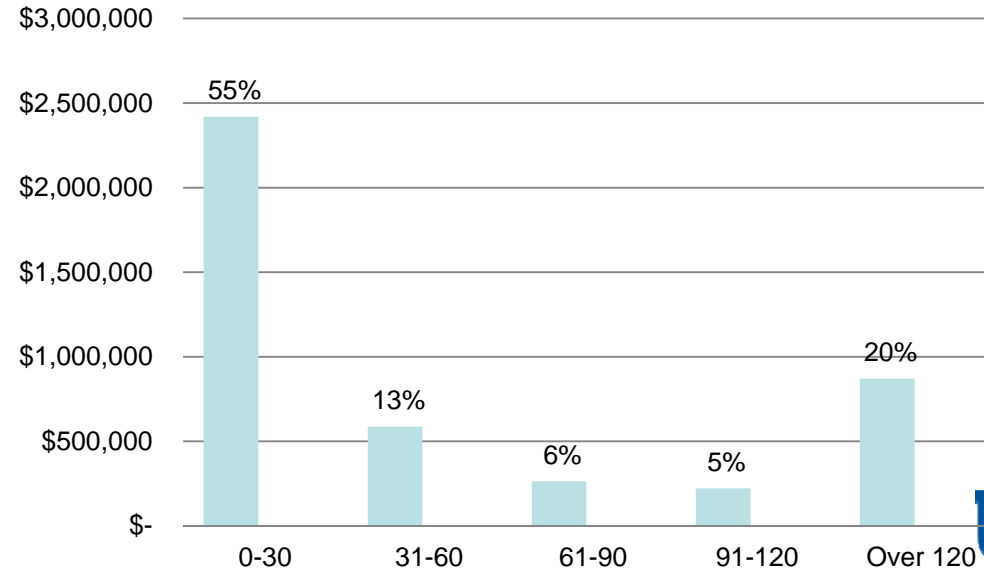
AR Aging by Bucket (as of 01.31.16)

as of 6.30.12



**59% of all
A/R 90 days
old or less**

as of 04.30.16



**75% of all
A/R 90 days
or less (up
from 71% in
January)**

**FACULTY ASSOCIATES, INC
ACCOUNTS RECEIVABLE
AGING**

<u>Patient</u>	<u>6.30.12</u>		<u>04.30.16</u>	
<u>0-30</u>	\$ 1,044,113.59	34%	\$ 1,220,322.11	50%
<u>31-60</u>	\$ 273,098.93	9%	\$ 314,116.94	13%
<u>61-90</u>	\$ 163,157.12	5%	\$ 133,593.32	6%
<u>91-120</u>	\$ 121,575.40	4%	\$ 123,878.39	5%
<u>Over 120</u>	\$ 1,469,567.08	48%	\$ 627,321.25	26%
	\$ 3,071,512.12		\$ 2,419,232.01	
<u>Insurance</u>	<u>6.30.12</u>		<u>04.30.16</u>	
<u>0-30</u>	\$ 901,078.35	57%	\$ 1,198,692.83	62%
<u>31-60</u>	\$ 316,173.20	20%	\$ 273,052.36	14%
<u>61-90</u>	\$ 73,845.16	5%	\$ 130,649.83	7%
<u>91-120</u>	\$ 52,662.88	3%	\$ 98,487.05	5%
<u>Over 120</u>	\$ 240,041.02	15%	\$ 243,347.89	13%
	\$ 1,583,800.61		\$ 1,944,229.96	
<u>Totals</u>	<u>6.30.12</u>		<u>04.30.16</u>	
<u>0-30</u>	\$ 1,945,191.94	42%	\$ 2,419,014.94	55%
<u>31-60</u>	\$ 589,272.13	13%	\$ 587,169.30	13%
<u>61-90</u>	\$ 237,002.28	5%	\$ 264,243.15	6%
<u>91-120</u>	\$ 174,238.28	4%	\$ 222,365.44	5%
<u>Over 120</u>	\$ 1,709,608.10	37%	\$ 870,669.14	20%
	\$ 4,655,312.73		\$ 4,363,461.97	

***69% of self-pay A/R
less than 90 days -
up from 66% in
January
(48% in 2012)***

***82% of insurance
A/R less than 90
days – same as
January
(82% in 2012)***

Other Updates

- FY17 Budget Process
 - State funds Hyperion deadline: June 17
 - All funds Hyperion deadline: July 17
- Clinical funds transfer/donation to Foundation for equipping new building
- Maxillofacial Prosthodontics Clinic – review of coding/billing
- Pre-audit: ***July 25-28, 2016***
- Audit: ***August 22-26, 2016***

Questions?